



WELCOME TO

SERBA DINAMIK HOLDINGS BERHAD'S 1ST ANNUAL GENERAL MEETING

KUALA LUMPUR | 26 MAY 2017

Presented by:

DATO' DR. IR. MOHD ABDUL KARIM ABDULLAH

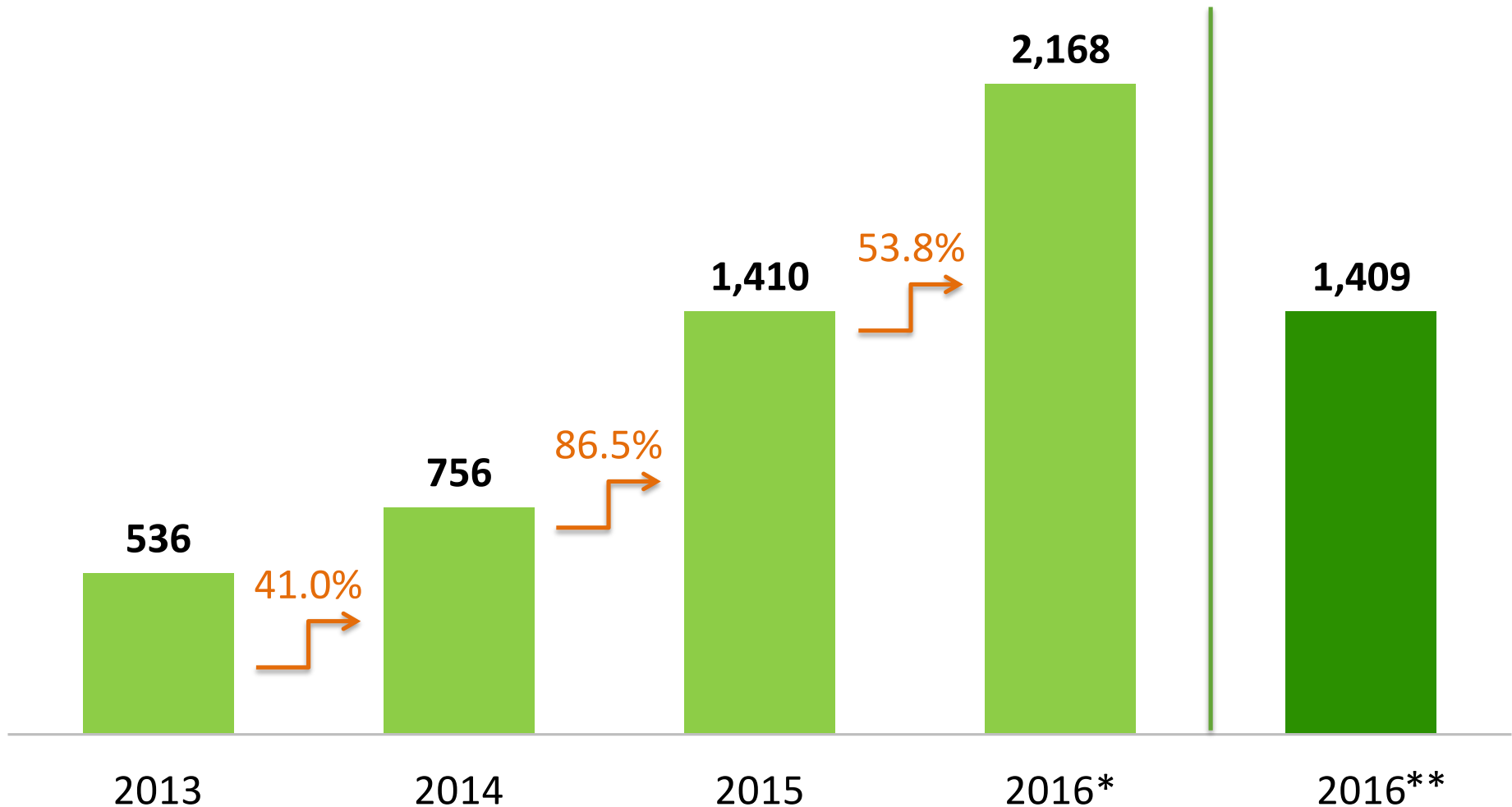
*Group Managing Director, Group CEO &
Non-independent Executive Director*



2016 PERFORMANCE



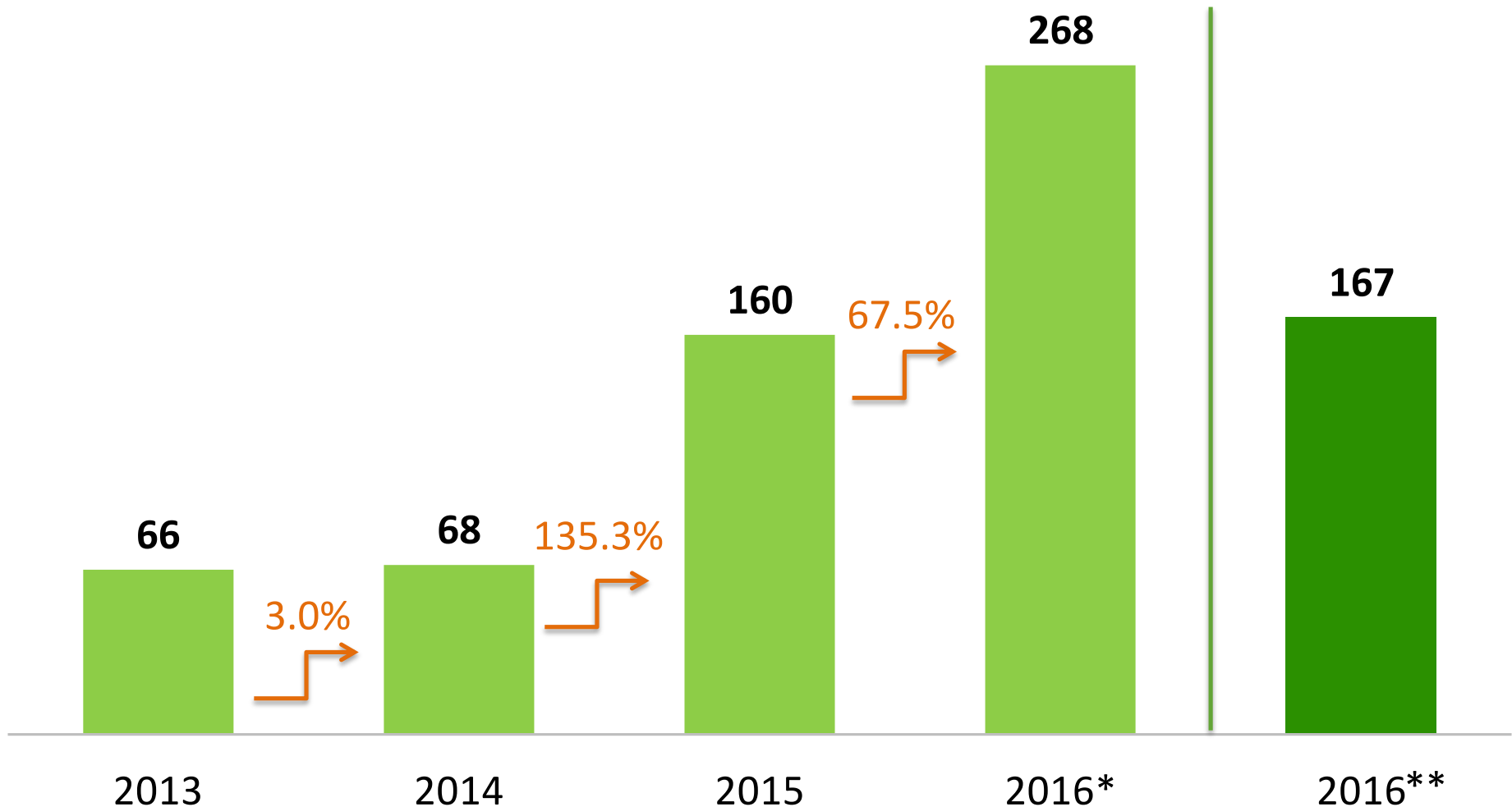
Revenue (MYR million)



Note: * Serba Dinamik Group Berhad's consolidated accounts has been used for the purpose of comparison between current and past years

** Serba Dinamik Holdings Berhad's financial data from 25 May 2016 to 31 Dec 2016, as it effectively acquired the group on 25 May 2016

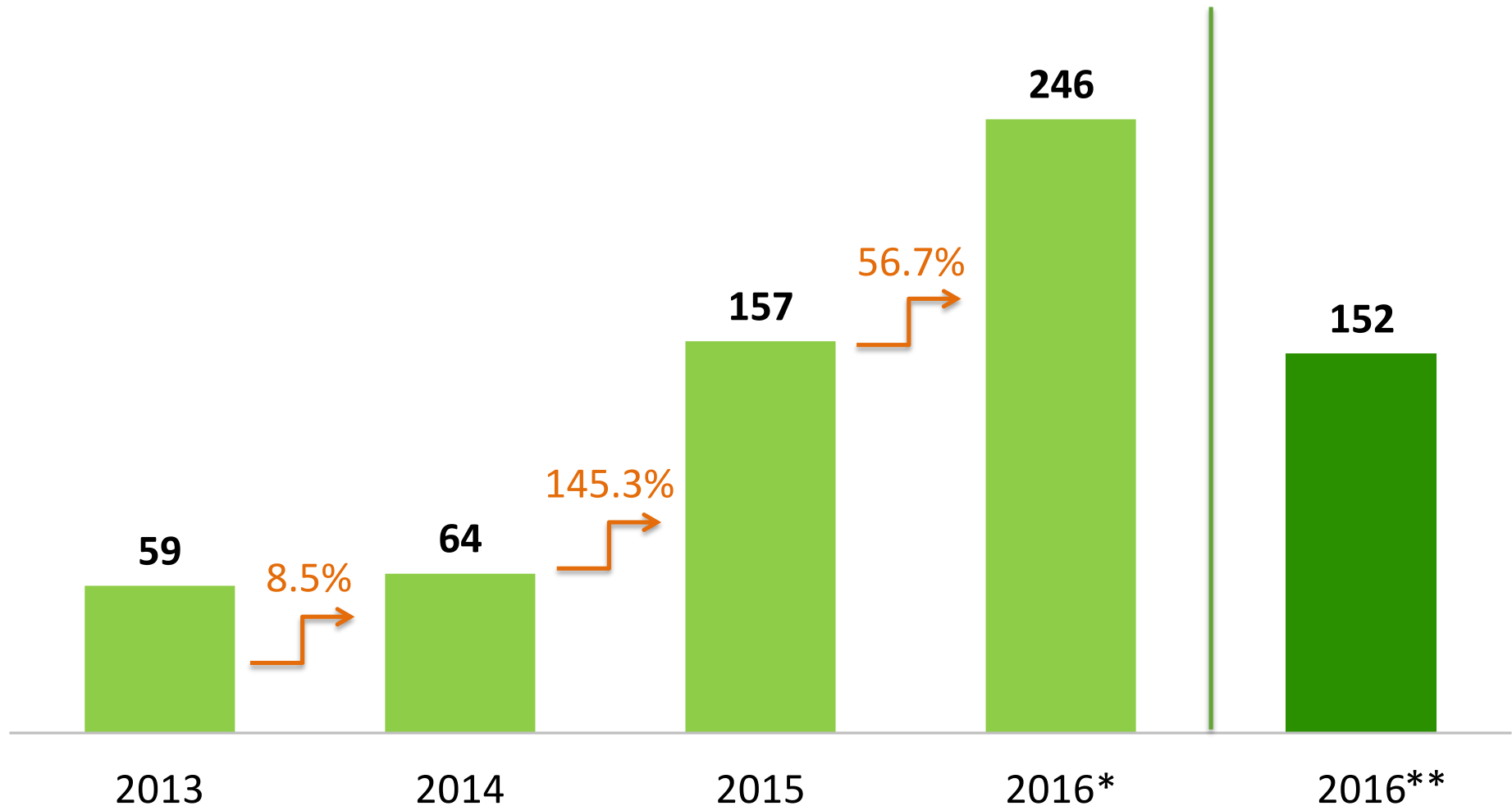
Profit Before Tax (MYR million)



Note: * Serba Dinamik Group Berhad's consolidated accounts has been used for the purpose of comparison between current and past years

** Serba Dinamik Holdings Berhad's financial data from 25 May 2016 to 31 Dec 2016, as it effectively acquired the group on 25 May 2016

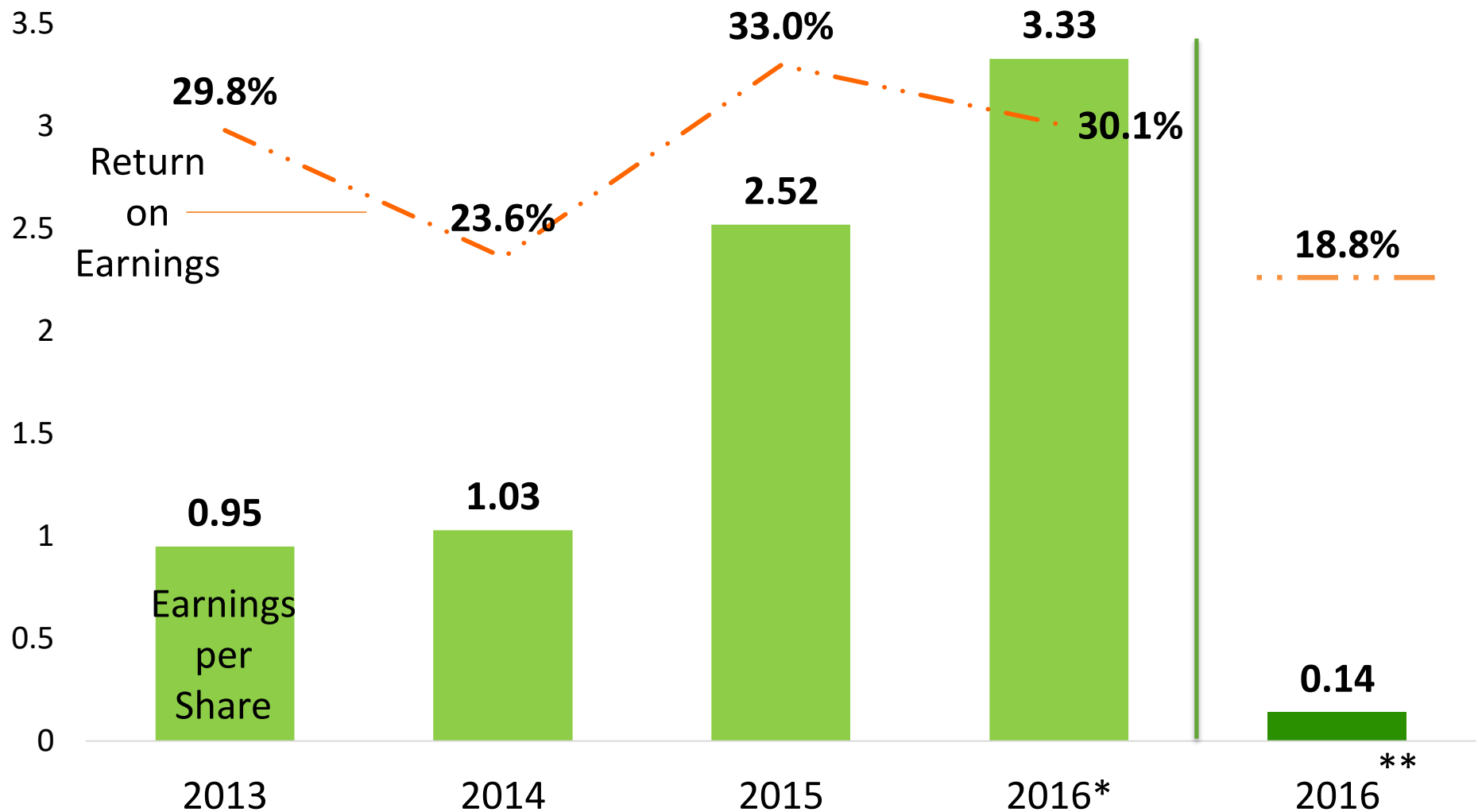
Profit After Tax & Non-controlling Interests (MYR million)



Note: * Serba Dinamik Group Berhad's consolidated accounts has been used for the purpose of comparison between current and past years

** Serba Dinamik Holdings Berhad's financial data from 25 May 2016 to 31 Dec 2016, as it effectively acquired the group on 25 May 2016

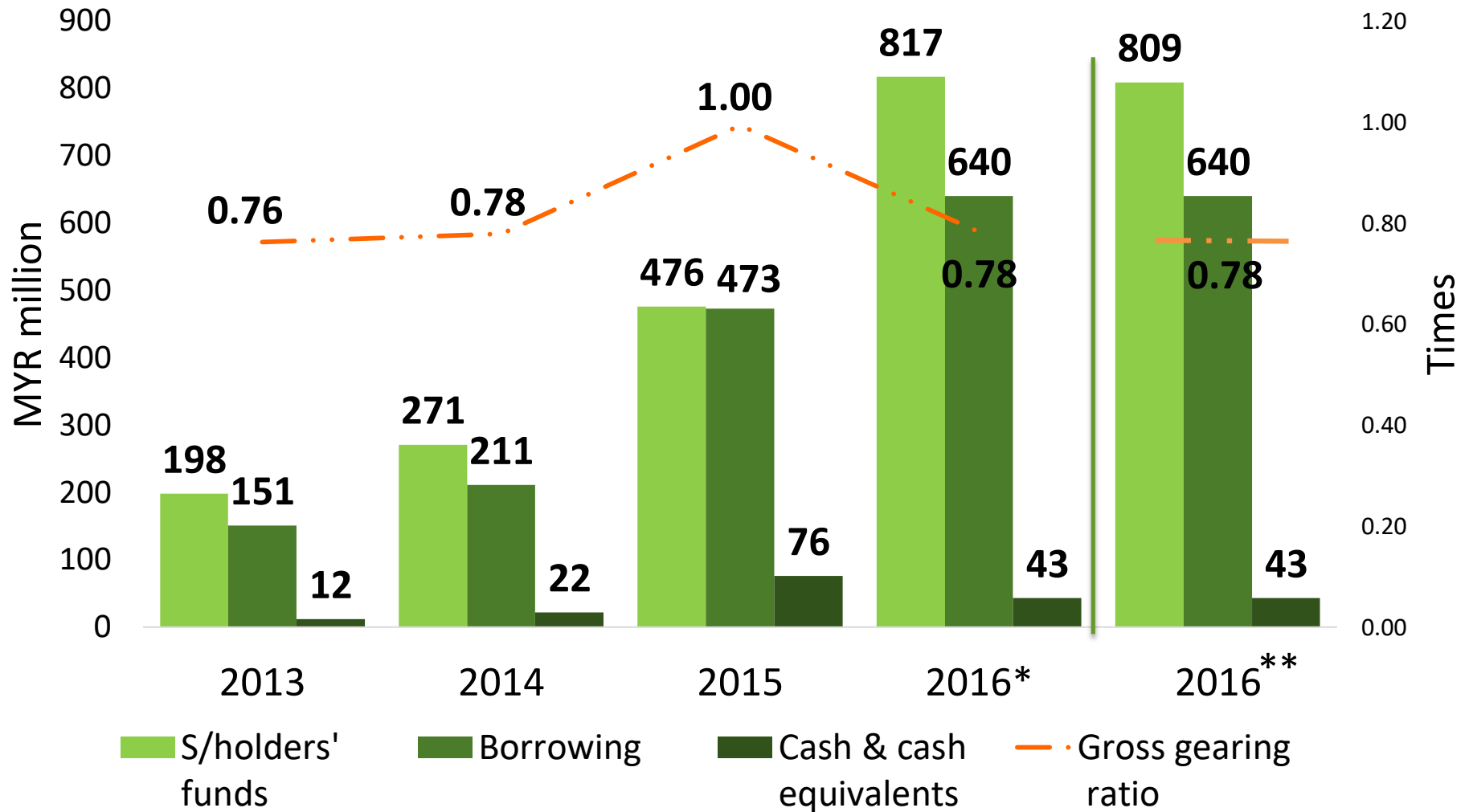
Earnings per Share (MYR) & Return on Earnings (%)



Note: * Serba Dinamik Group Berhad's consolidated accounts has been used for the purpose of comparison between current and past years

** Serba Dinamik Holdings Berhad's financial data from 25 May 2016 to 31 Dec 2016, as it effectively acquired the group on 25 May 2016

Balance Sheet

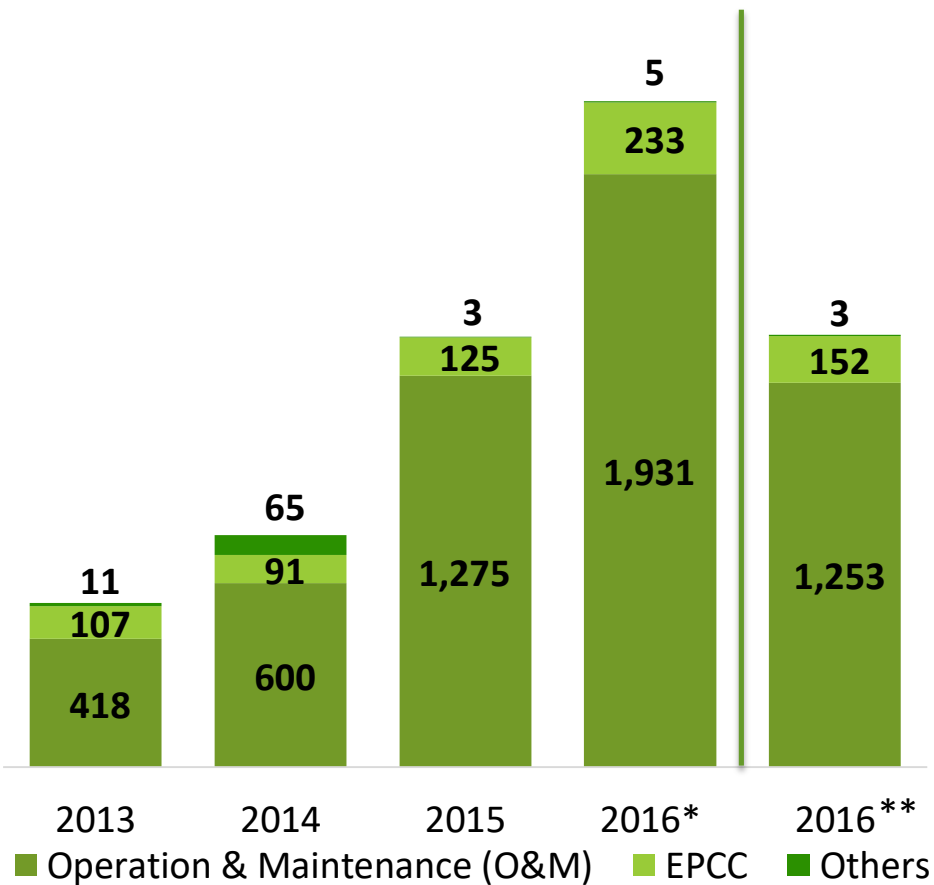


Note: * Serba Dinamik Group Berhad's consolidated accounts has been used for the purpose of comparison between current and past years

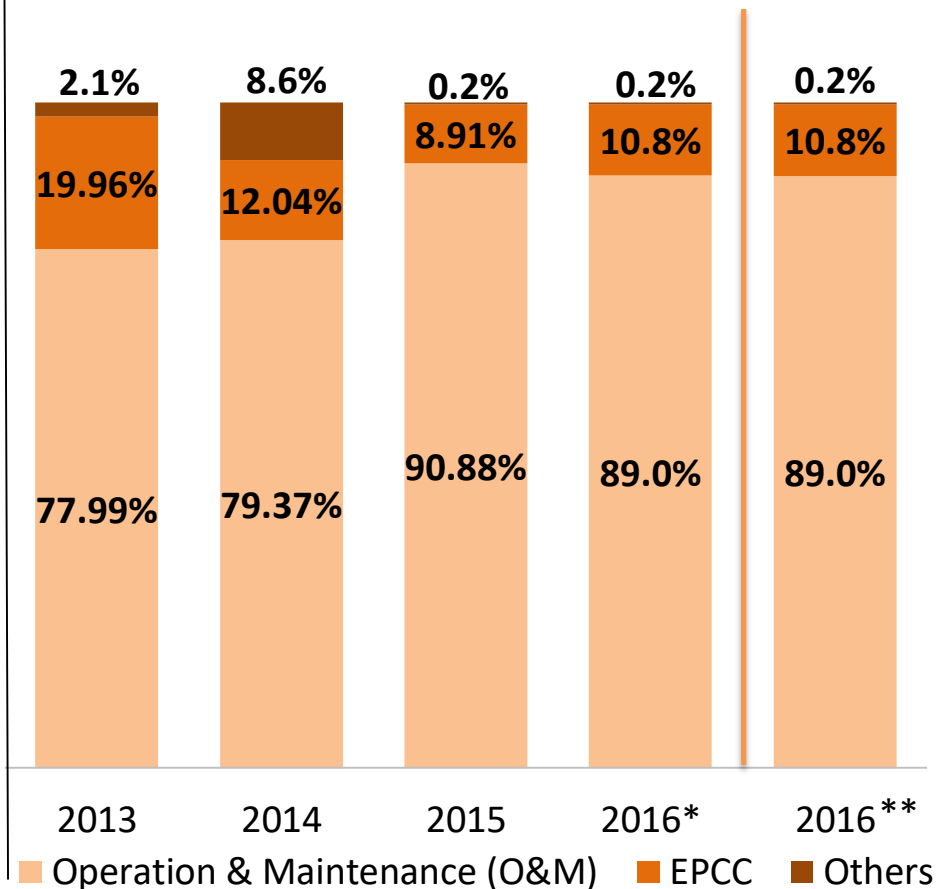
** Serba Dinamik Holdings Berhad's financial data from 25 May 2016 to 31 Dec 2016, as it effectively acquired the group on 25 May 2016

Revenue Breakdown

By Division (MYR million)



By Division (%)

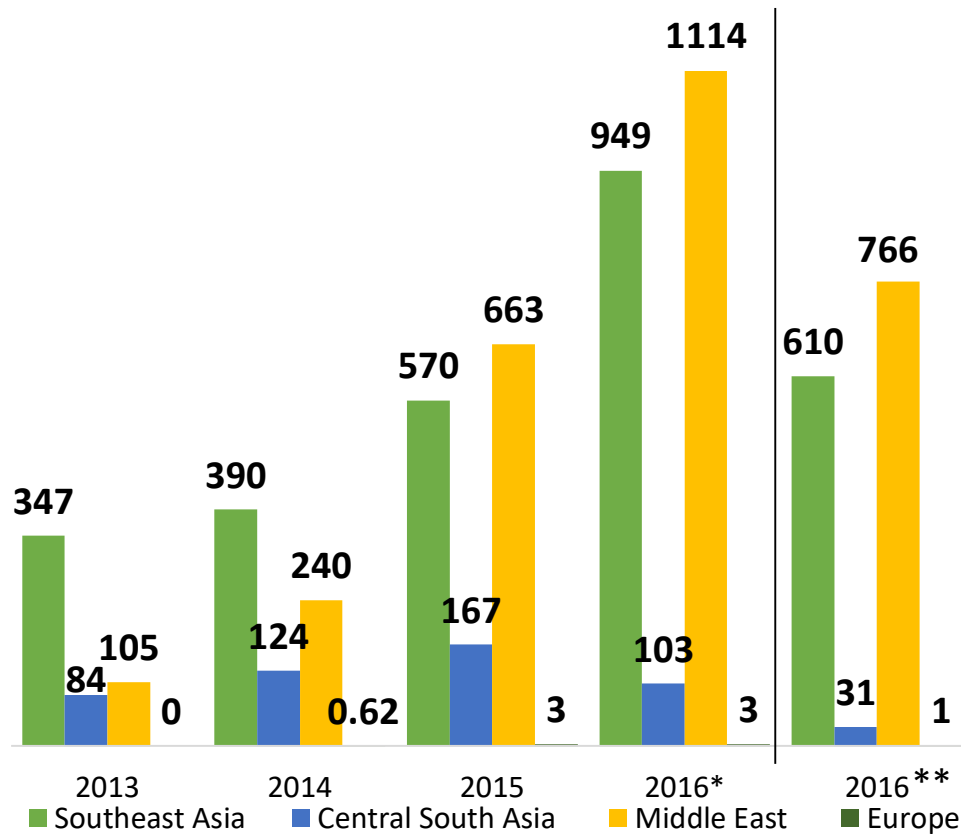


Note: * Serba Dinamik Group Berhad's consolidated accounts has been used for the purpose of comparison between current and past years

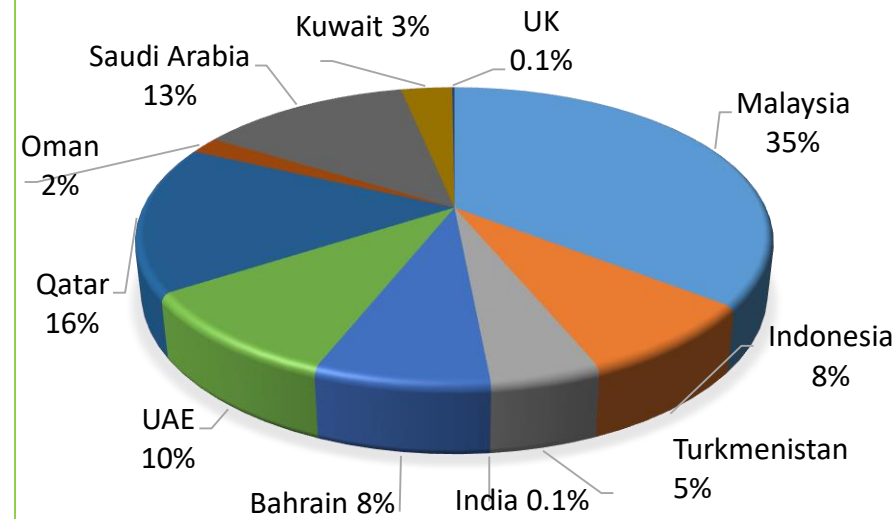
** Serba Dinamik Holdings Berhad's financial data from 25 May 2016 to 31 Dec 2016, as it effectively acquired the group on 25 May 2016

Revenue Breakdown

**By Geographical Region
(MYR million)**



By Country (%) – 2016*



Note: * Serba Dinamik Group Berhad's consolidated accounts has been used for the purpose of comparison between current and past years

** Serba Dinamik Holdings Berhad's financial data from 25 May 2016 to 31 Dec 2016, as it effectively acquired the group on 25 May 2016

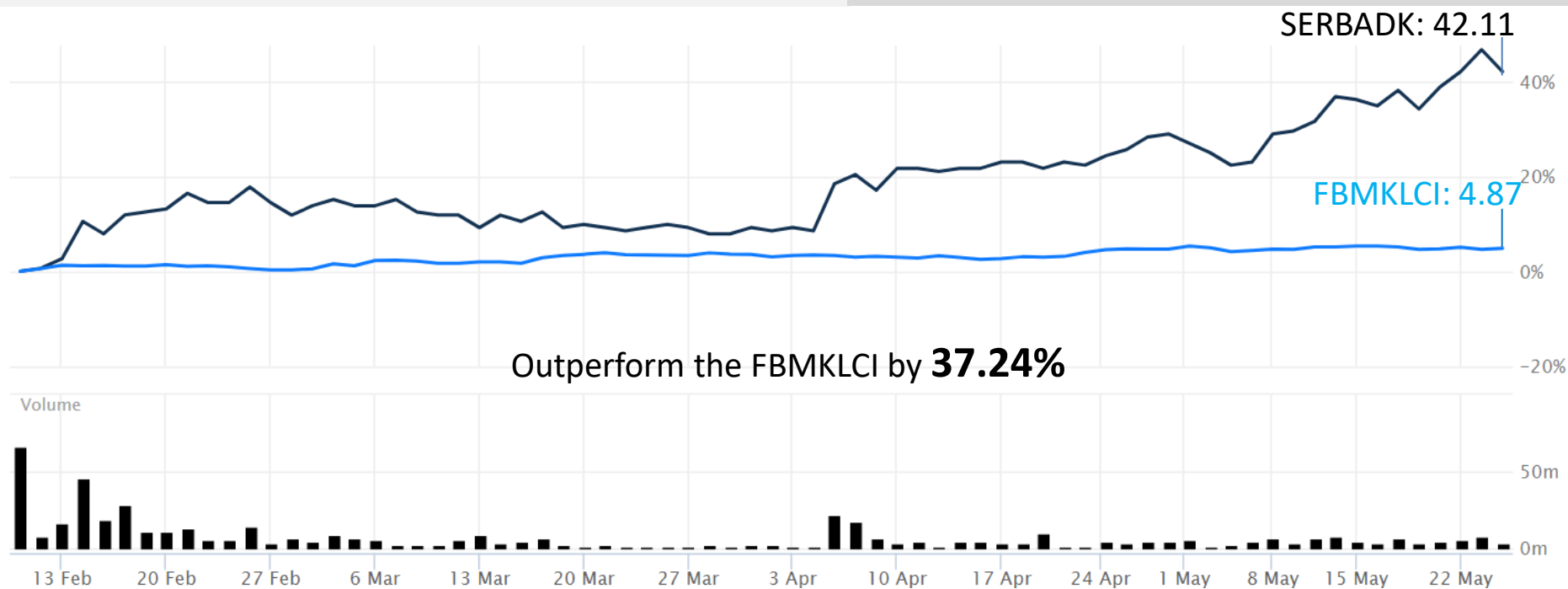
Status of Utilisation of IPO Proceeds

Utilisation of Proceeds	Estimated Timeframe for Utilisation from the Date of Our Listing	Proposed Utilisation (RM'000)	Percentage (%)	Actual Utilisation (RM'000) ⁽¹⁾	Actual Utilisation (%)
Expansion of business & operational facilities	Within 36 months	300,000	73.7	-	-
Working capital	Within 36 months	29,300	7.2	20,000	68.3
Repayment of bank borrowings/ financing	Within 12 months	60,000	14.7	60,000	100.00
Estimated listing expenses	Within 6 months	17,800	4.4	14,018	78.8
Total		407,100	100.0	94,018	23.1

⁽¹⁾ As at 31 March 2017

Share Price Performance

Stock Name/ Code	SERBADK/ 5279	2017	High (RM)	Low (RM)
Market	Main Market	February	1.80	1.51
Sector	Trading/ Services	March	1.78	1.64
Share Price	RM2.19 (as at 25 May 2017)	April	1.97	1.94
Market Capital	RM2.924 billion (as at 25 May 2017)	May (as at 25 May 2017)	2.22	2.18
Share Capital	1.335 billion	52-Week	2.30	1.51





2016

DIVISIONAL PERFORMANCE

Prior Close 2.16 (05/24/17)
SERBAX 1.39% ▲ DBA 0.36% ▲ S&P Mid Cap 400 0.27% ▲

Operation & Maintenance (“O&M”) Division

9 Service Centres:

Malaysia

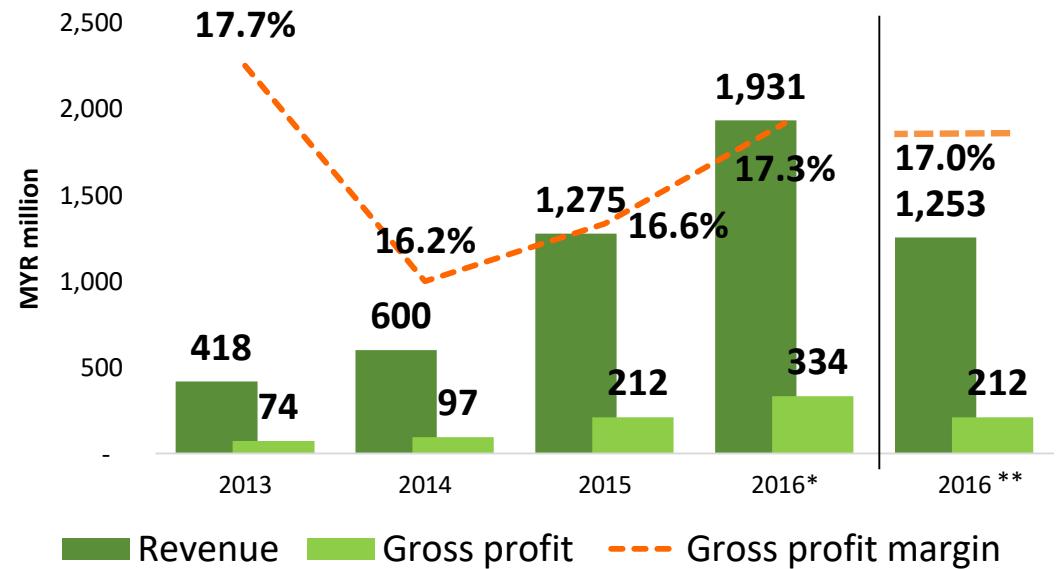
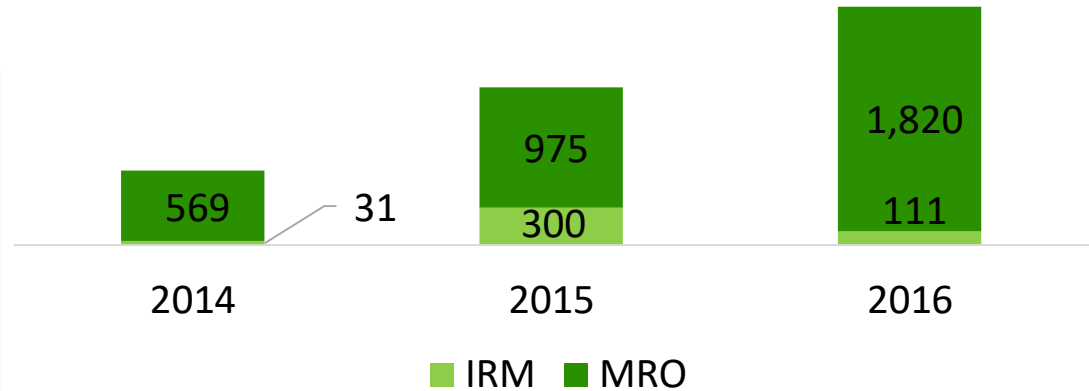
- Paka
- Labuan
- Miri
- Pasir Gudang
- Bintulu
- Bdr. Penawar
- Meru, Klang

Overseas

- Bahrain
- UAE



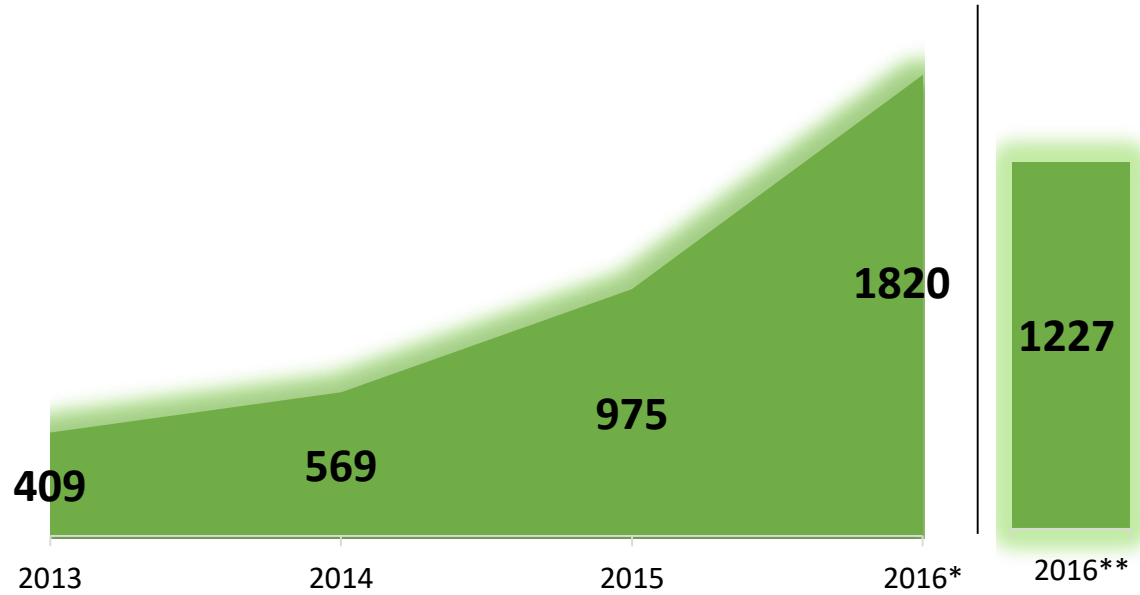
O&M Revenue Breakdown (MYR Million)



i. Maintenance, Repair & Overhaul (MRO)



Revenue (MYR million)



MRO of rotating equipment:

- Motors
- Generators
- Pumps
- Compressors

Note: * Serba Dinamik Group Berhad's consolidated accounts has been used for the purpose of comparison between current and past years
** Serba Dinamik Holdings Berhad's financial data from 25 May 2016 to 31 Dec 2016, as it effectively acquired the group on 25 May 2016

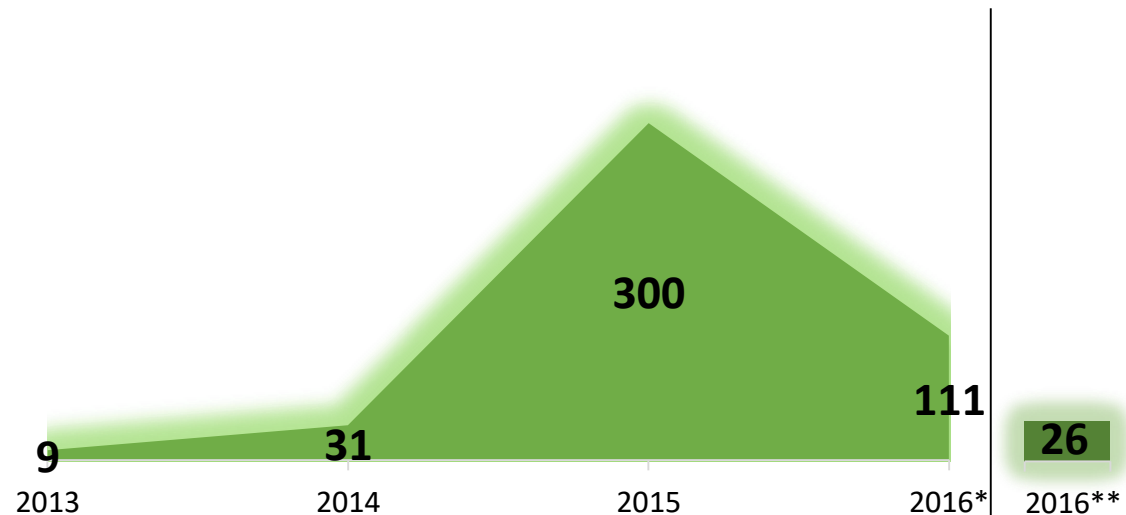
ii. Inspection, Repair & Maintenance (IRM)



IRM of static equipment & structures:

- Pressure vessels (fired/unfired)
- Heat exchangers
- Reactors
- Pipe racks

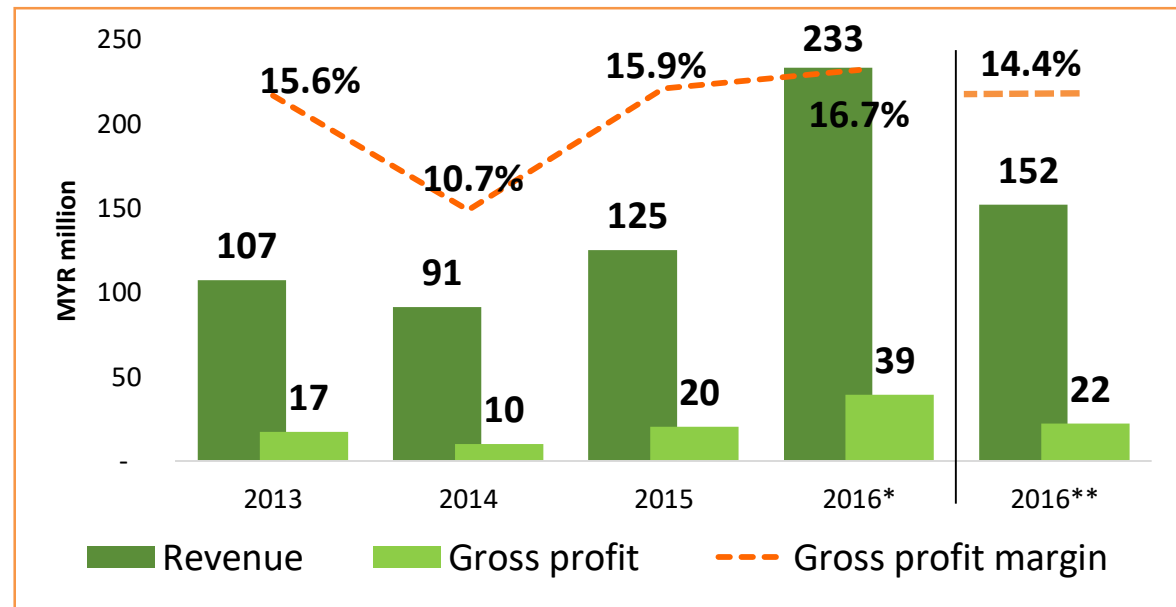
Revenue (MYR million)



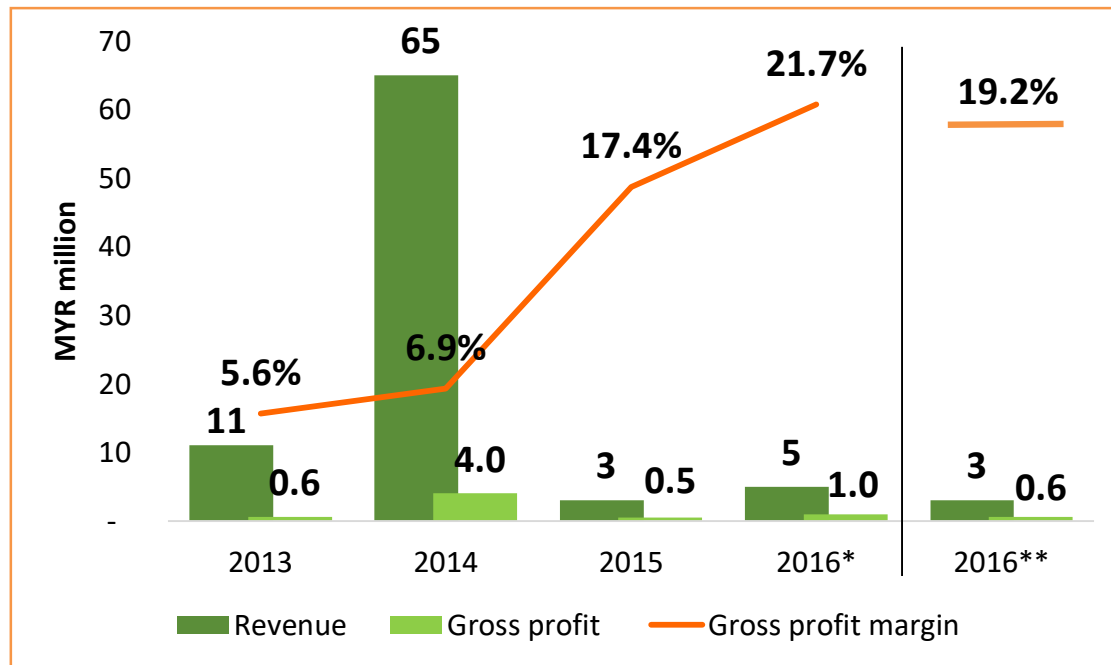
Engineering, Procurement, Construction & Commissioning (EPCC) Division



- Plants
- Facilities
- Road infrastructure
- Buildings including:
 - Small hydropower plants
 - CNG plants
 - Microturbine generators
 - Steel structures
 - Piping



Other Supporting Services



- Technical training
- Provision of ICT solutions & services
- Supply of products and parts
- Provision of logistics services

Note: * Serba Dinamik Group Berhad's consolidated accounts has been used for the purpose of comparison between current and past years

** Serba Dinamik Holdings Berhad's financial data from 25 May 2016 to 31 Dec 2016, as it effectively acquired the group on 25 May 2016



**GOING
FORWARD**

Recent Contracts Secured

Type	Customer	Location	Tenure (Year)	Contract Period
Provision of mechanical maintenance and project services	Shell MDS (M) Sdn. Bhd	Malaysia	4	4/1/2017 – 31/3/2021
Provision of maintenance services for weir gas compressors	Petronas Carigali Sdn. Bhd	Malaysia	2	1/6/2016 – 31/5/2018
Provision of turbomachinery maintenance and engineering support services	Muhammed Jabar Trading & Contracting	Qatar	3	16/2/2017 – 15/2/2020
Provision of condition based monitoring	Petrofac (Malaysia PM304) Ltd	Malaysia	3	26/1/2017 – 31/3/2020
Provision of manpower, workshop facilities and equipment for rotating equipment overhaul and repair work	Petronas Floating LNG1 (L) Ltd	Malaysia	1	1/3/2017 – 28/2/2018

Total estimated contract value: RM468.95 million

Recent Corporate Developments

1

Memorandum of agreement with Nicol & Andrew Group PLC

Exclusive Service Partnership for maintenance, repair and overhaul (“MRO”) and “In-Situ” or “On Site” services for the Malaysian oil & gas, petro chemical, oleo chemical, marine, plantation, energy, power production and distribution, water & waste water as well as general industries

– April 2017

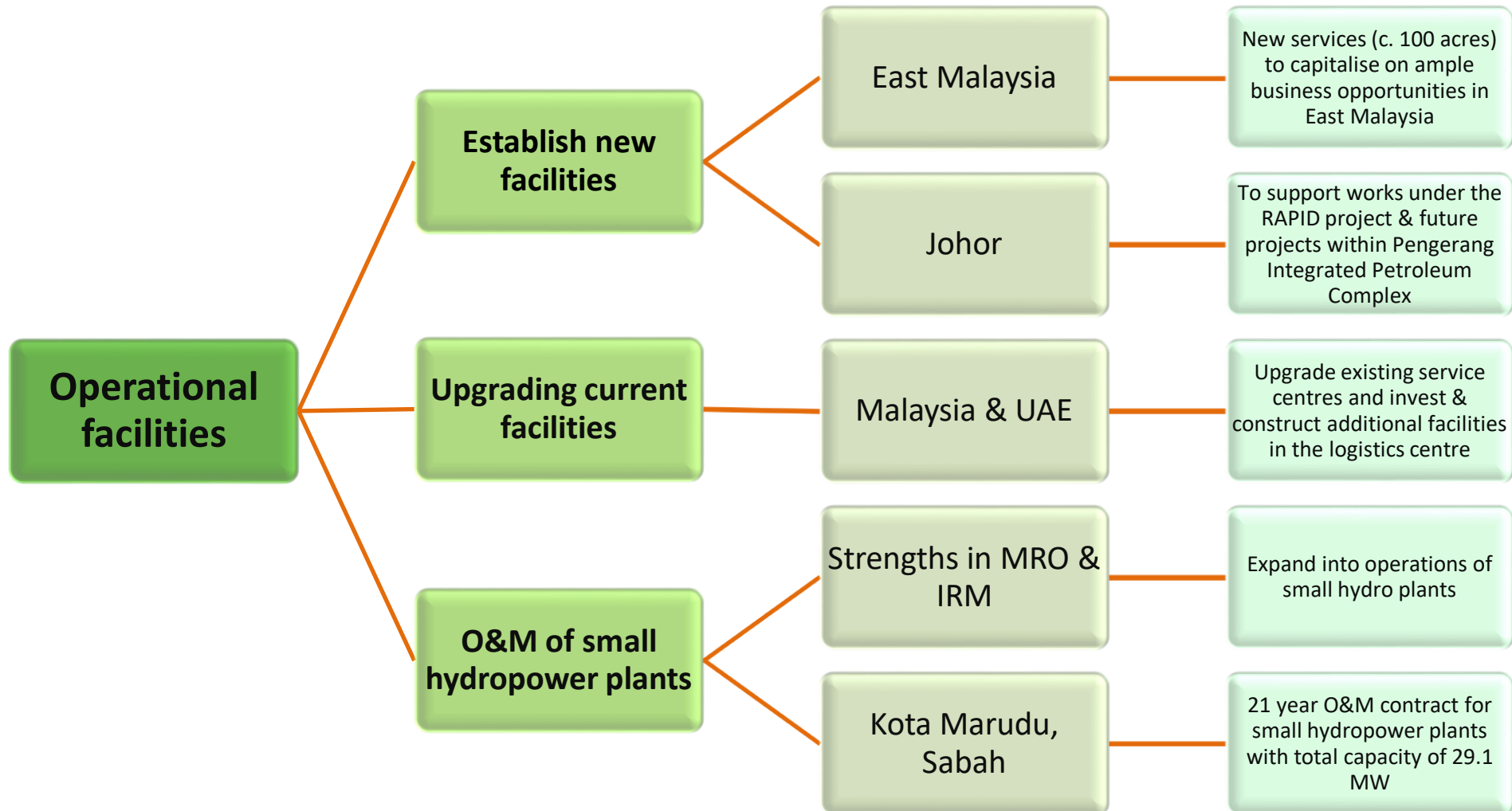
2

Memorandum of understanding between EAG Capital Sdn Bhd with Serba Dinamik Group Berhad, & Malaysia-Bahrain Business Council & Bahrain-Malaysia Business Council (“MBCC/BMBC”)

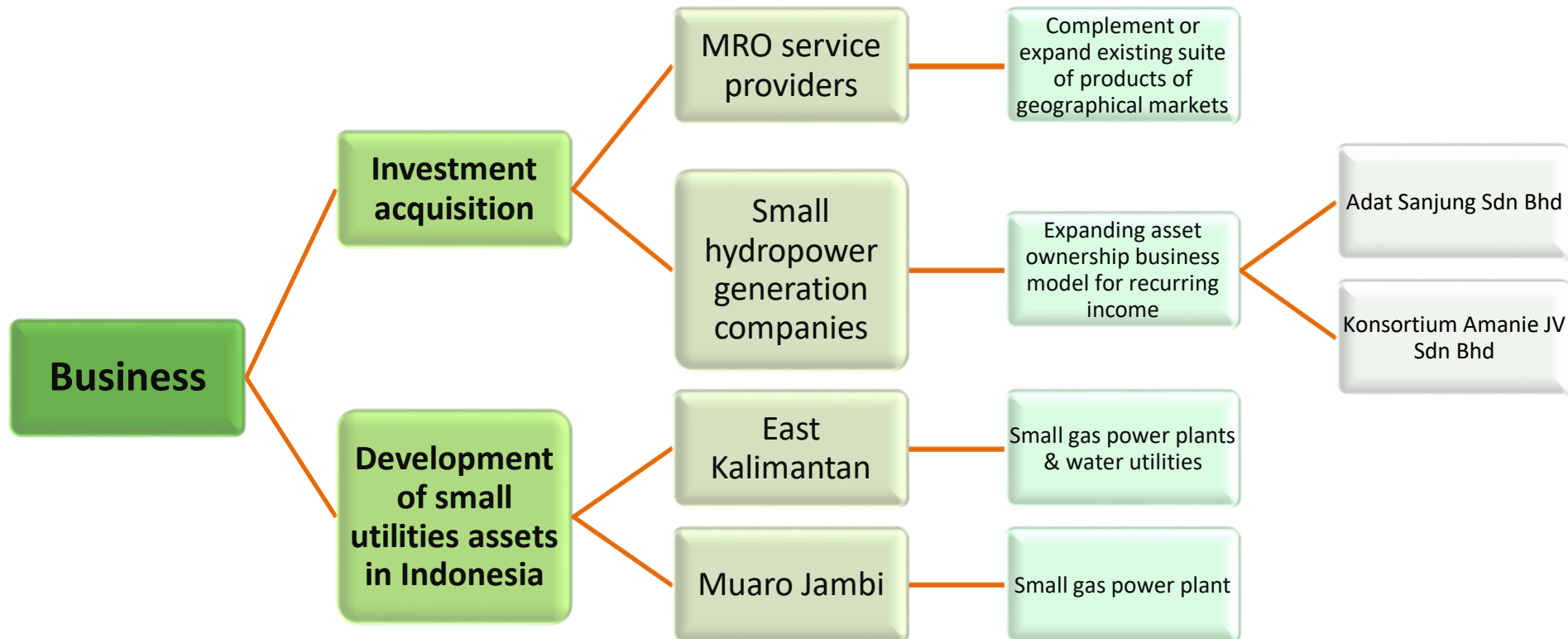
Source for & make connections with the respective government departments of the Kingdom of Bahrain for the Consortium to conduct a feasibility study for an integrated solid waste management & water desalination plant in Bahrain

– May 2017

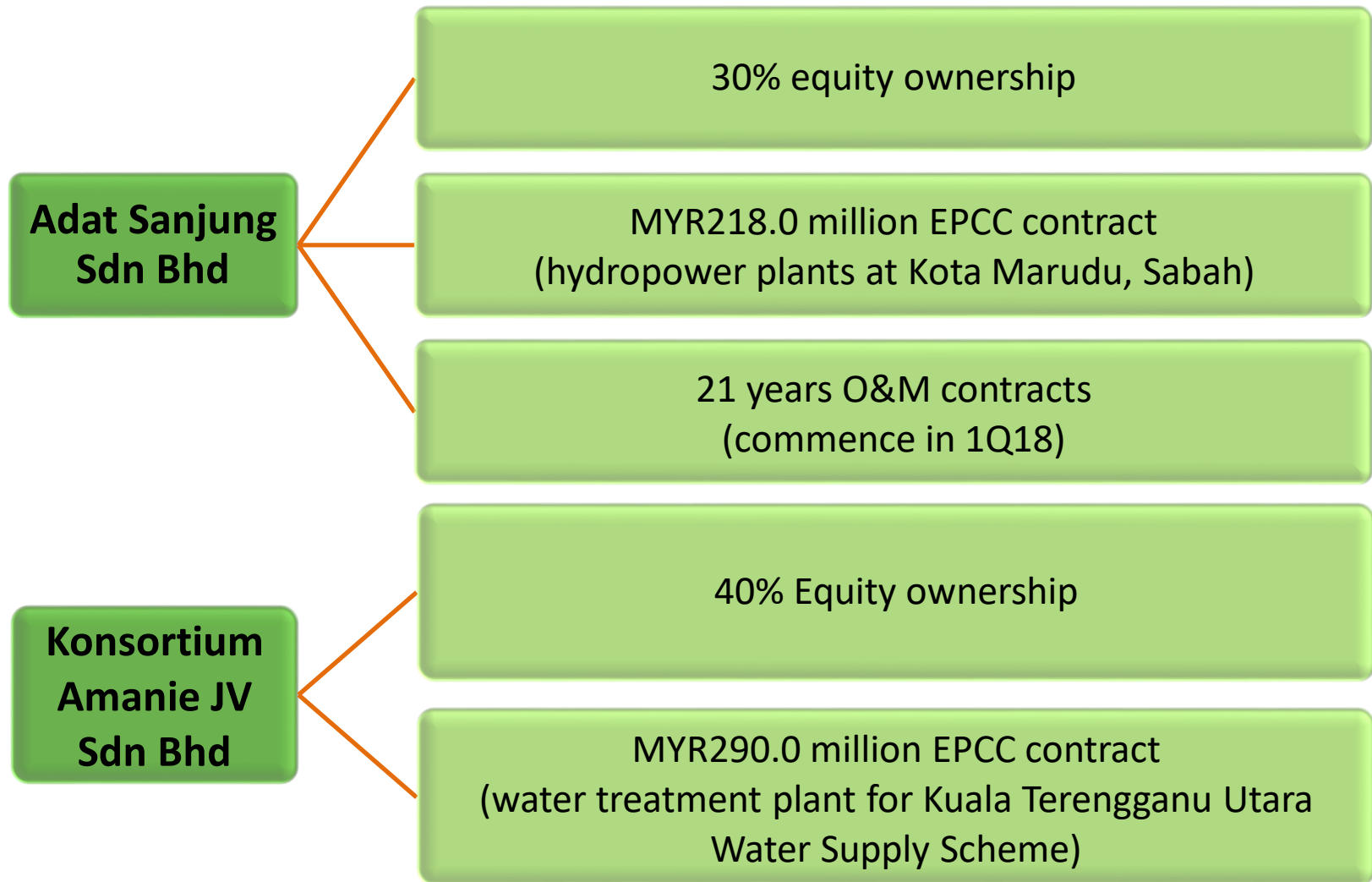
Expansion Plans – Operation Facilities



Expansion Plans – Business



Expansion Plans – Business (Asset Ownership)





SUPPORTED BY
POSITIVE INDUSTRY
OUTLOOK





	Forecasted Global Demand	Forecasted Investments	Malaysia Outlook
	<p>Oil 2020 100 million barrels per day</p> <p>Gas 2020 3.8 trillion standard cubic metres</p>	<p>Global spending on crude oil refineries 2015-2040 US\$ 900 billion in cumulative investment</p> <p>US\$ 36 billion annually to maintain & replace facilities & equipment of crude oil refineries globally</p>	<p>PETRONAS committed spending 2016-2020 US\$ 4 billion in cumulative investment</p>

Power Generation & Water

	Forecasted Global Demand	Forecasted Investments	Malaysia Outlook
Power Generation 	Total installed capacity 2020 6,577 Gigawatts	2016-2020 US\$ 400 billion in average annual investment	Generation Development Plan 2015-2025 19 power projects with combined installed capacity of 9.912 megawatts
Water 	2020 5,500 cubic kilometres	Global water & waste water treatment market by chemicals & equipment 2022 US\$ 138 billion	Budget 2017 MYR 2,119 million focusing on water supply & treatment

OTHER HIGHLIGHTS



First Interim Single-tier Tax-exempt Dividend – Q1FY17



2.2 Sen

per Ordinary Share

Total Pay-out

RM29.4 Million equivalent **37.5%** of Group's Profit After Tax

Key Investment Highlights

- ✓ Established international total energy engineering solutions provider
- ✓ Growing in low oil price environment
- ✓ Tapping on the M&A trend in O&G sector
- ✓ On the right track of growth initiatives

Thank you!

On behalf of the board, Management and Staff of Serba Dinamik for serving on the Board of Serba and its subsidiaries since June 1993



CONTACT INFO:

AGM Presentation is available on our website
[*http://serbadinamik.com/agm.html*](http://serbadinamik.com/agm.html)

For institutional investors:

Investor Relation

Tel: +603 5511 3213

serba.ir@serbadinamik.com

