

Corporate Factsheet



A member of **UEM Group**

At a Glance



MARKET CAPITALISATION OF
RM2.0 BILLION
AS AT 28 FEBRUARY 2020

LISTED ON THE
MAIN MARKET OF

**BURSA
MALAYSIA**
SECURITIES BERHAD
SINCE 2 JANUARY 1964



CLOSE TO
20,000
EMPLOYEES SERVING OUR
CUSTOMERS WORLDWIDE



ONE OF THE REGION'S LARGEST
ASSET MANAGEMENT &
INFRASTRUCTURE SOLUTIONS
ENTITIES WITH FY2019
GROUP ASSET OF

**RM2.9
BILLION**



FY2019
SHAREHOLDERS' FUNDS OF
**RM1.6
BILLION**



PRESENCE IN
6 COUNTRIES

COMBINED
EXPERIENCE
OF MORE
THAN
**80
YEARS**
IN ASSET MANAGEMENT &
INFRASTRUCTURE
SOLUTIONS

Profile

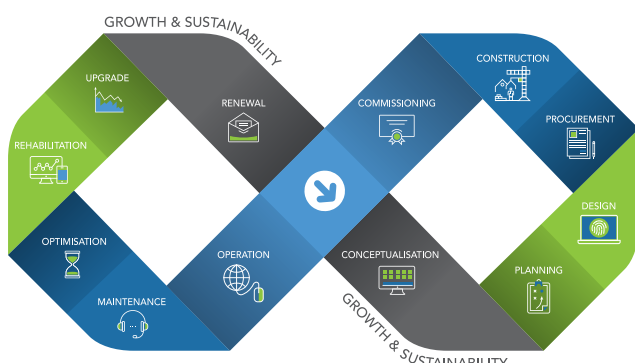
UEM Edgenta is the region's leading Asset Management & Infrastructure Solutions company. We are listed on Bursa Malaysia (KLSE: EDGENTA) with a clear vision to Optimise Assets and Improve Lives. We promise the Edgenta Way of delivering quality services to our clients by going beyond standards and offering technology-based solutions as a promise of efficiency, anchored upon a mindset to ensure safety across our operations for the benefit of all our stakeholders.

Our expertise covers Healthcare Support and Property & Facility Solutions within our Asset Management segment, and Infrastructure Services, along with Asset Consultancy within Infrastructure Solutions.

We offer our clients a full suite of services throughout their asset life cycle, which includes consultancy, procurement and construction planning, operations and maintenance, as well as optimisation, rehabilitation and upgrades.

UEM Edgenta is currently present in Malaysia, Singapore, Indonesia, Taiwan, India and the United Arab Emirates.

Asset Life Cycle



Offerings & Sectors

3 Offerings



Consultancy



Services



Solutions

Core Sectors



Healthcare
Support



Property
& Facility
Solutions



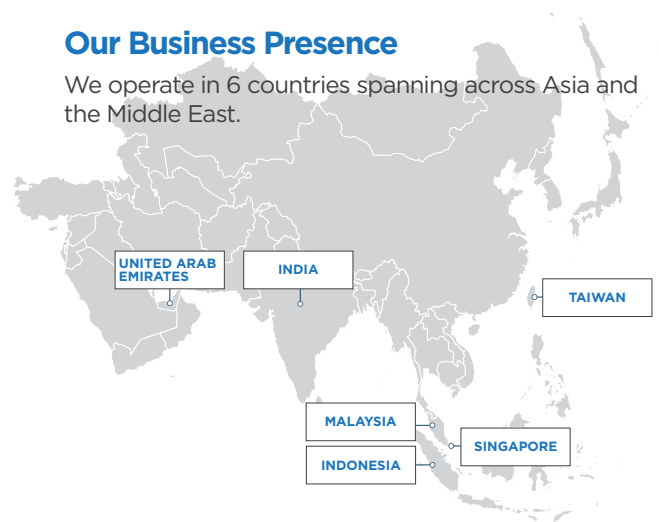
Infrastructure
Services



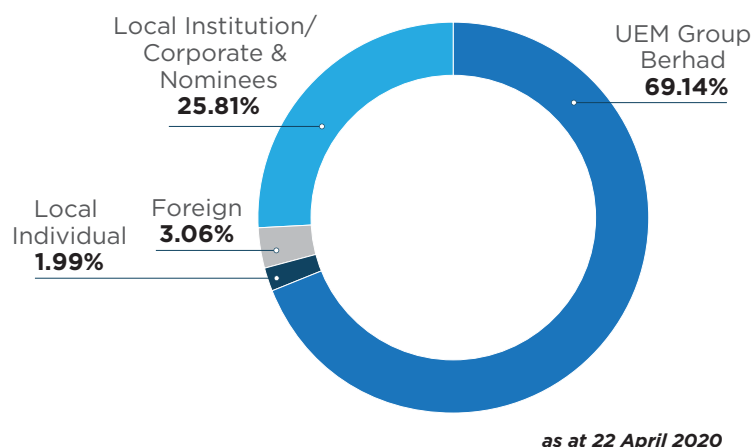
Asset
Consultancy

Our Business Presence

We operate in 6 countries spanning across Asia and the Middle East.



Shareholding Structure



Stock Information

Stock Name: **Edgenta (1368)**

Sector: **Trading/Services**

52 weeks share price range (RM/Share): **1.91 - 3.52**

No. of outstanding shares: **831, 624, 030**

Share price (RM/share): **2.55**

as at 22 April 2020

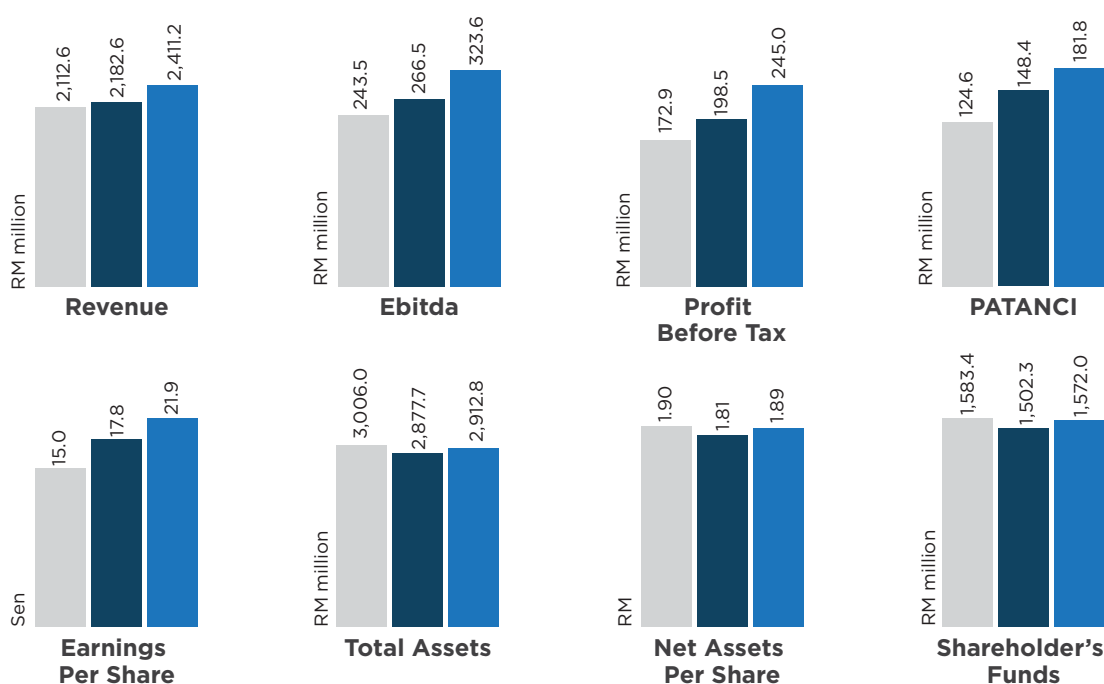
Stock Price Chart

5 years stock performance



Source: Capital IQ

Financial Highlights 3 Years (2017-2019)



2017
2018
2019

Revenue

