

CORPORATE FACTSHEET

AT A GLANCE

MARKET
CAPITALISATION OF
**RM2.3
BILLION**
AS AT 28 FEBRUARY 2018

LISTED ON THE
MAIN MARKET OF
**BURSA
MALAYSIA
SECURITIES BERHAD**
SINCE 2 JANUARY 1964

OVER
16,000
EMPLOYEES SERVING
OUR CUSTOMERS

FY2017 SHAREHOLDERS'
FUNDS OF
**RM
1.6 BILLION**

PRESENCE IN

6 COUNTRIES

COMBINED EXPERIENCE OF
MORE THAN
**80
YEARS**
IN TOTAL ASSET SOLUTIONS

ONE OF THE REGION'S LARGEST
TOTAL ASSET SOLUTIONS
ENTITIES WITH FY2017 GROUP ASSETS OF
**RM 3.0
BILLION**

PROFILE

UEM Edgenta Berhad ("UEM Edgenta") is one of the region's largest Total Asset Solutions entities listed on the Main Market of Bursa Malaysia Securities Berhad.

We are the leading Total Asset Solutions company with the belief of Optimising Assets to Improve Lives. We partner with our clients to create and deliver cutting edge solutions and services to help optimise the performance of their assets, their workplaces and their communities.

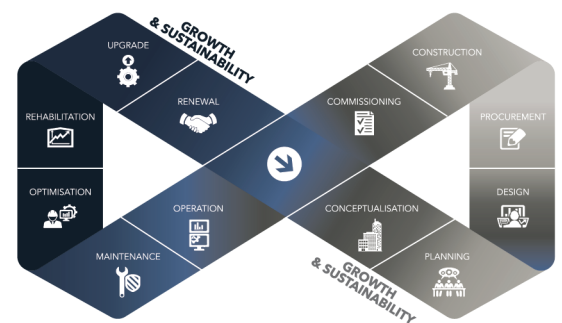
We take care of our clients' assets, every step of the way. Our expertise in Total Asset Solutions covers consultancy, services and solutions across healthcare, infrastructure and real estate sectors.

We offer our clients a full suite of services throughout their asset life cycle. These include consultancy, procurement and construction planning, operations and maintenance, as well as optimisation, rehabilitation and upgrades. UEM Edgenta has operational presence in Malaysia, Singapore, Indonesia, Taiwan, India and the United Arab Emirates.

OFFERINGS & SECTORS

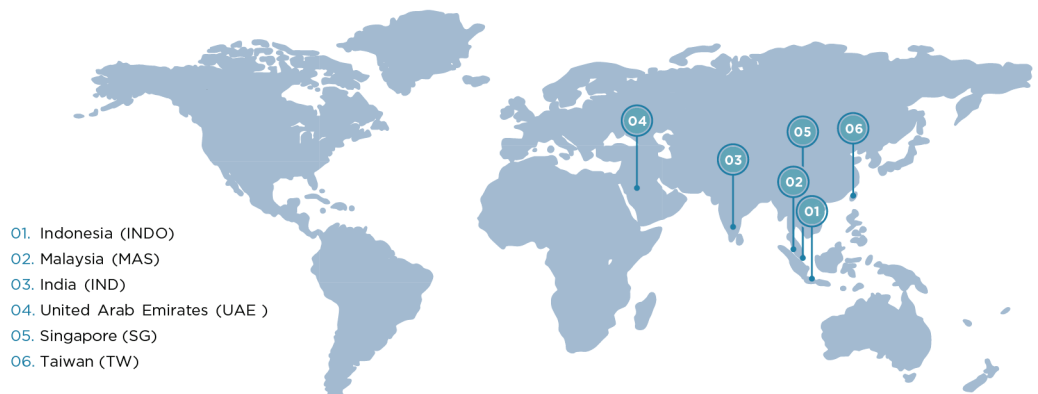


ASSET LIFE CYCLE



INTERNATIONAL PRESENCE

We operate in 6 countries spanning across Asia and the Middle East



A member of **UEM Group**

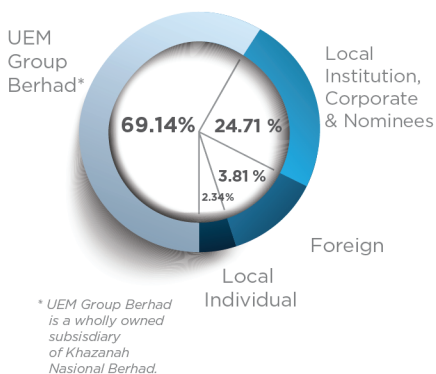
**Total Asset
Solutions**

uemedgenta.com

For more information, please contact: ir@uemedgenta.uemnet.com

CORPORATE FACTSHEET

SHAREHOLDING STRUCTURE



STOCK INFORMATION

Stock Name (Code)
EDGENTA (1368)

SECTOR
Trading/Services

52 weeks share price range (RM/share)
2.28 - 3.34

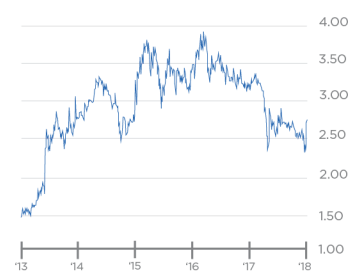
NO. OF SHARES OUTSTANDING
831,624,030

share price (RM/share)
2.75

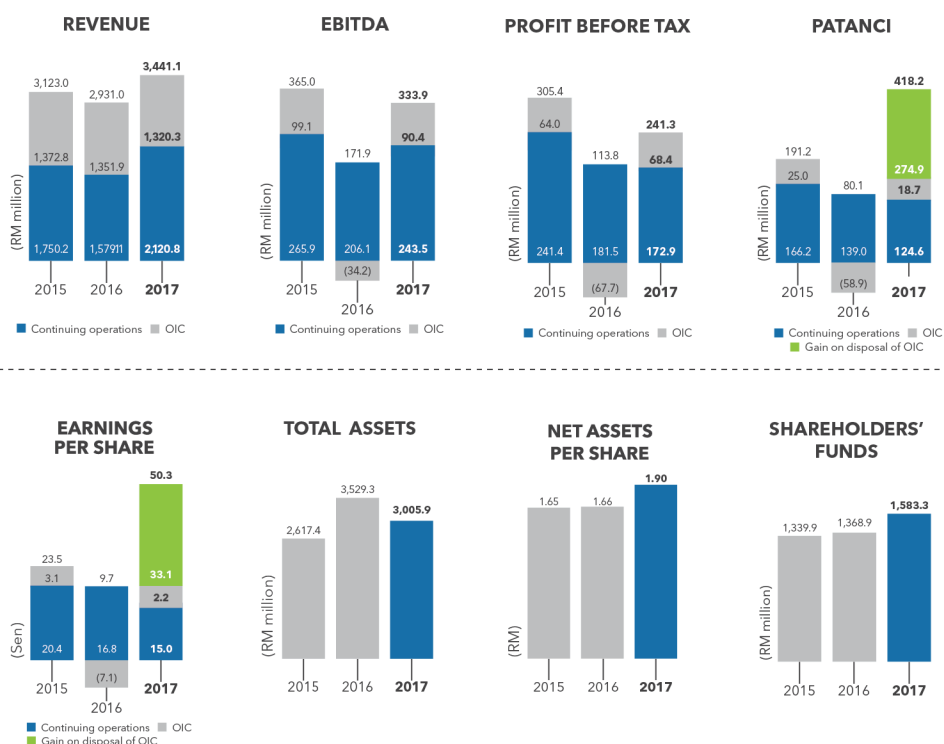
As at 28 February 2018

STOCK PRICE CHART

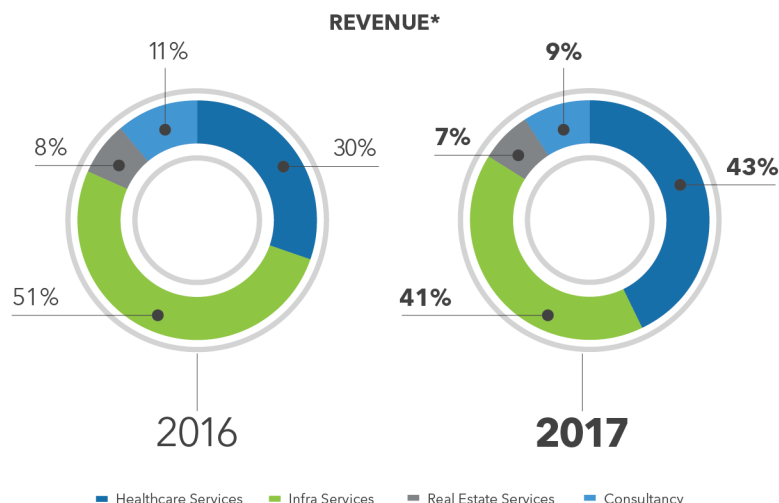
5 YEARS Stock Performance



FINANCIAL HIGHLIGHTS 3 YEARS (2015-2017)



Note:
Discontinued operation, i.e. Opus International Consultants Limited ("OIC")



* Continuing operations only, excludes Solutions, Property Development and interco revenue



A member of UEM Group

Total Asset
Solutions

uemedgenta.com

For more information, please contact: ir@uemedgenta.uemnet.com